

ARKANSAS STATE HIGHWAY & TRANSPORTATION DEPARTMENT
EQUIPMENT AND PROCUREMENT OFFICE
LITTLE ROCK, ARKANSAS

Page 1 of 2

March 8, 2005

NOTICE TO BIDDERS
ADDENDUM

BID NO. M-05-134H

OPENING DATE: March 22, 2005

As read:

14. Gun Carriage Layouts:

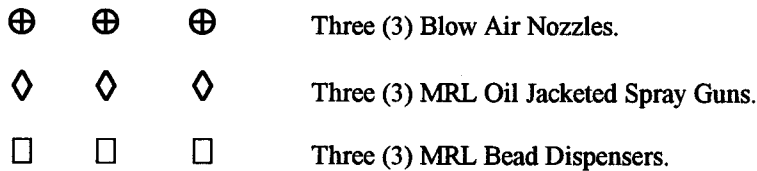
A. Centerline Gun Carriage:

(1) The centerline gun carriage will include:

- Three (3) MRL oil jacketed spray guns (3 yellow with provisions to apply white material from the outside gun with material provided from oil jacketed cross over line with all required valves).
- One (1) bead manifold.
- Three (3) MRL bead guns with MRL variable width fan attachments.
- Three (3) Blow air nozzles mounted on an adjustable mounting bracket in front and in-line with the spray guns.

4" RIBBON EXTRUSION ATTACHMENTS SHALL BE SUPPLIED FOR EACH SPRAY GUN

(2) Centerline gun carriage layout diagram:



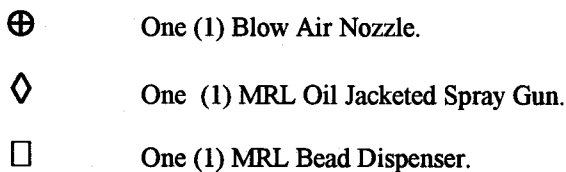
B. Edgeline Gun Carriage:

(1) The edgeline gun carriage will include:

- One (1) MRL oil jacketed spray gun (white).
- One (1) MRL bead gun with MRL variable width fan attachment.
- One (1) bead manifold.
- One (1) blow air nozzle mounted on an adjustable mounting bracket in front and in-line with the spray gun.

4" RIBBON EXTRUSION ATTACHMENTS SHALL BE SUPPLIED FOR EACH SPRAY GUN.

(2) Edgeline gun carriage layout diagram:



Should have read:

14. Gun Carriage Layouts:

A. Centerline Gun Carriage:

(1) The centerline gun carriage will include:

- Three (3) MRL, or approved equal, oil jacketed spray guns (3 yellow with provisions to apply white material from the outside gun with material provided from oil jacketed cross over line with all required valves).
- One (1) bead manifold.
- Three (3) MRL, or approved equal, bead guns with MRL, or approved equal, variable width fan attachments.
- Three (3) Blow air nozzles mounted on an adjustable mounting bracket in front and in-line with the spray guns.

4" RIBBON EXTRUSION ATTACHMENTS SHALL BE SUPPLIED FOR EACH SPRAY GUN

(2) Centerline gun carriage layout diagram:

- | | | | |
|---|---|---|--|
| ⊕ | ⊕ | ⊕ | Three (3) Blow Air Nozzles. |
| ◇ | ◇ | ◇ | Three (3) MRL, <u>or approved equal</u> , Oil Jacketed Spray Guns. |
| □ | □ | □ | Three (3) MRL, <u>or approved equal</u> , Bead Dispensers. |

B. Edgeline Gun Carriage:


(1) The edgeline gun carriage will include:

- One (1) MRL, or approved equal, oil jacketed spray gun (white).
- One (1) MRL, or approved equal, bead gun with MRL, or approved equal, variable width fan attachment.
- One (1) bead manifold.
- One (1) blow air nozzle mounted on an adjustable mounting bracket in front and in-line with the spray gun.

4" RIBBON EXTRUSION ATTACHMENTS SHALL BE SUPPLIED FOR EACH SPRAY GUN.

(2) Edgeline gun carriage layout diagram:

- | | |
|---|---|
| ⊕ | One (1) Blow Air Nozzle. |
| ◇ | One (1) MRL, <u>or approved equal</u> , Oil Jacketed Spray Gun. |
| □ | One (1) MRL, <u>or approved equal</u> , Bead Dispenser. |


Doug Nielsen, Division Head
Equipment and Procurement