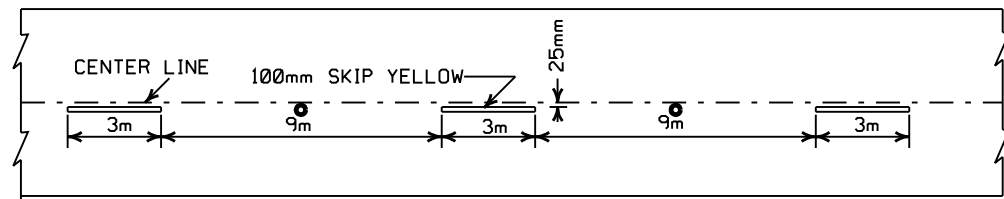
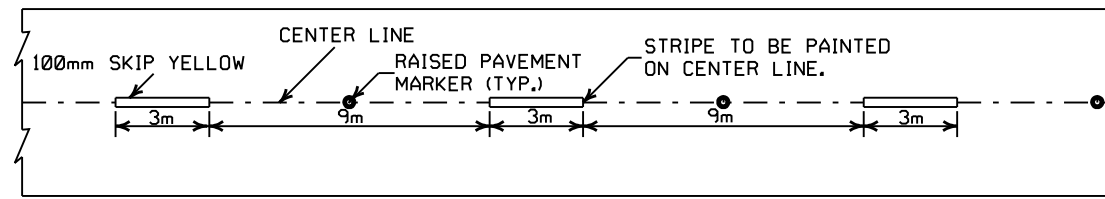


NOTES:

1. ALL LINES SHALL HAVE A WIDTH OF 100mm.
2. THE THICKNESS AND RATE OF PAINT APPLICATION SHALL BE AS SPECIFIED IN SECTION 718 OF THE STANDARD SPECIFICATIONS.
3. THIS DRAWING SHALL BE USED IN CONJUNCTION WITH THE LATEST REVISED ADDITION OF THE "MANUAL ON UNIFORM TRAFFIC CONTROL DEVICES."
4. RAISED PAVEMENT MARKERS SHALL BE CENTERED BETWEEN SKIP LINES ON 12m SPACING UNLESS OTHERWISE SHOWN ON THE PLANS.

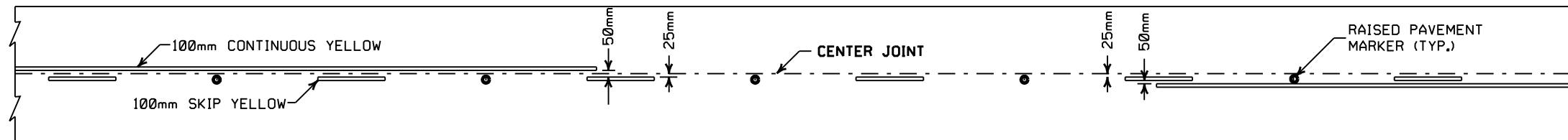


CONCRETE PAVEMENT

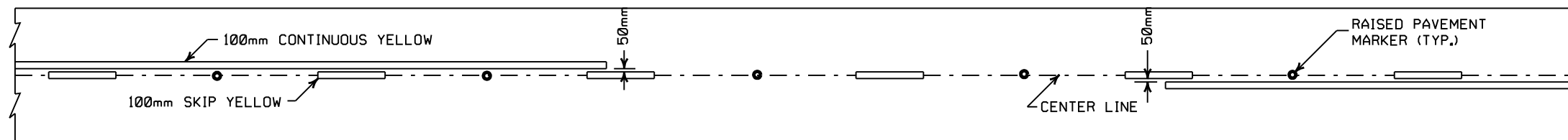


ASPHALT PAVEMENT

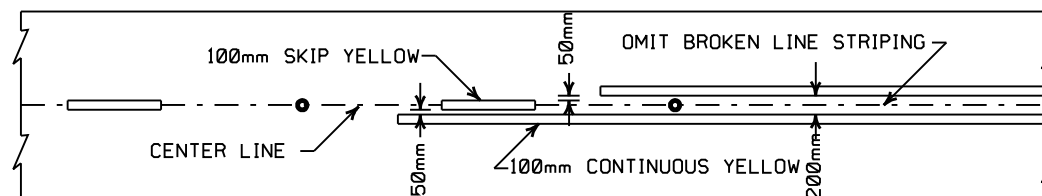
**BROKEN LINE STRIPING**



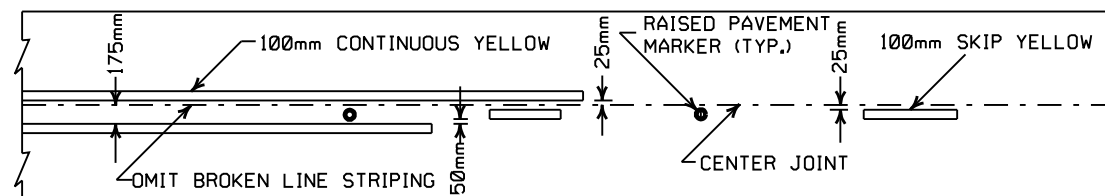
**SOLID LINE STRIPING ON CONCRETE PAVEMENT**



**SOLID LINE STRIPING ON ASPHALT PAVEMENT**

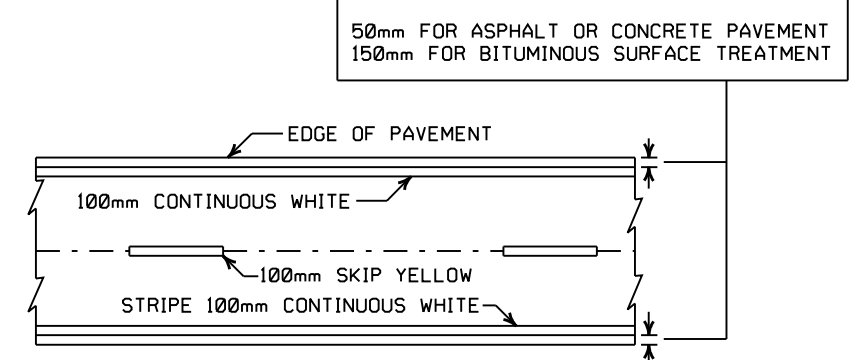


ASPHALT PAVEMENT

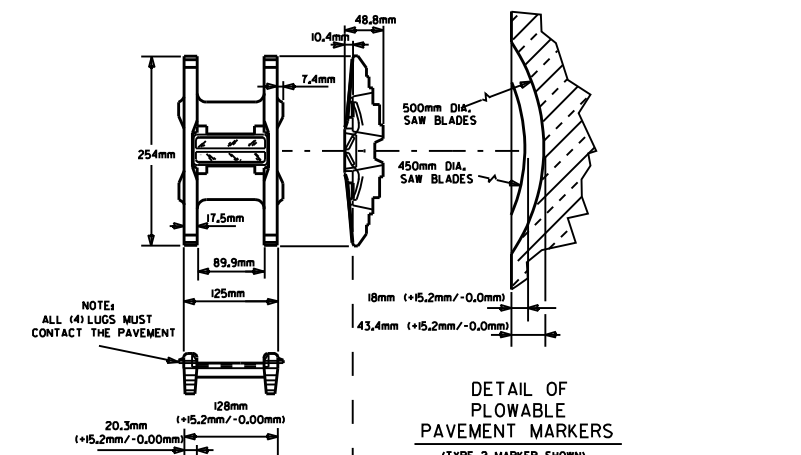


CONCRETE PAVEMENT

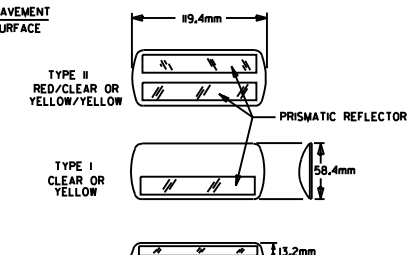
**STRIPING AT ADJACENT NO PASSING LANES**



**PAVEMENT EDGE LINE MARKING**



DETAIL OF PLOWABLE PAVEMENT MARKERS (TYPE 2 MARKER SHOWN)



DETAIL OF STANDARD RAISED PAVEMENT MARKERS

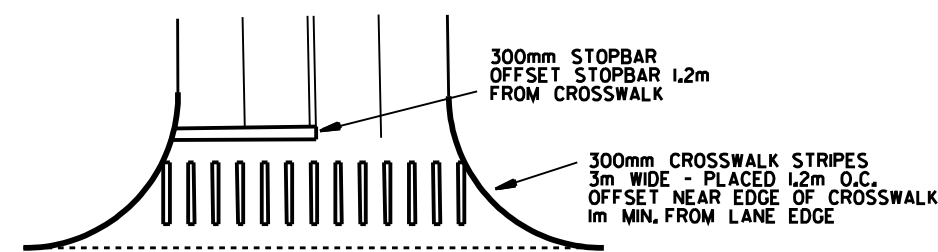
GENERAL NOTES:

THIS DRAWING SHOULD BE CONSIDERED AS TYPICAL ONLY AND THE FINAL LOCATION OF THE STRIPING AND RAISED PAVEMENT MARKERS SHALL BE DETERMINED BY THE ENGINEER.

THIS DRAWING SHOULD BE USED IN CONJUNCTION WITH THE "MANUAL ON UNIFORM TRAFFIC CONTROL DEVICES", LATEST REVISION.

NOTE:

DIMENSIONS SHOWN FOR PLOWABLE PAVEMENT MARKERS AND RAISED PAVEMENT MARKERS ARE TYPICAL. THE CONTRACTOR MAY SUBSTITUTE SIMILAR MARKERS WITH THE APPROVAL OF THE ENGINEER. REQUESTING APPROVAL FOR SIMILAR MARKERS MAY BE MADE BY REFERRING TO THE AHTD QUALIFIED PRODUCTS LIST.



**CROSSWALK AND STOPBAR DETAILS**

ARKANSAS STATE HIGHWAY COMMISSION

PAVEMENT MARKING DETAILS

STANDARD DRAWING PM-1 (M)



9-8-04	REVISED NOTE 2 & GENERAL NOTES	
8-22-02	ADDED CROSSWALK & STOPBAR DETAILS	
7-02-98	ADDED DETAIL OF STD. RAISED Pav't. MARKERS	
4-26-96	REV. NOTES 384; ADDED R.P.M.	
7-20-95	CONVERTED TO METRIC	
	BY	REV. FILED