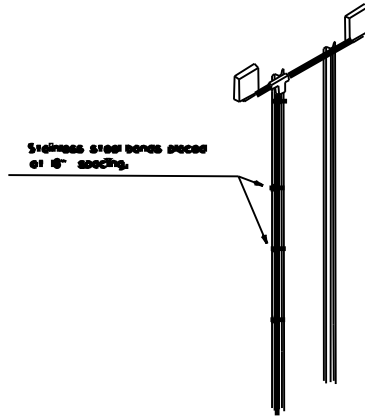
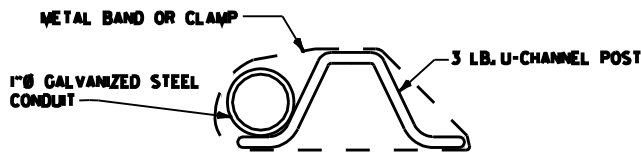
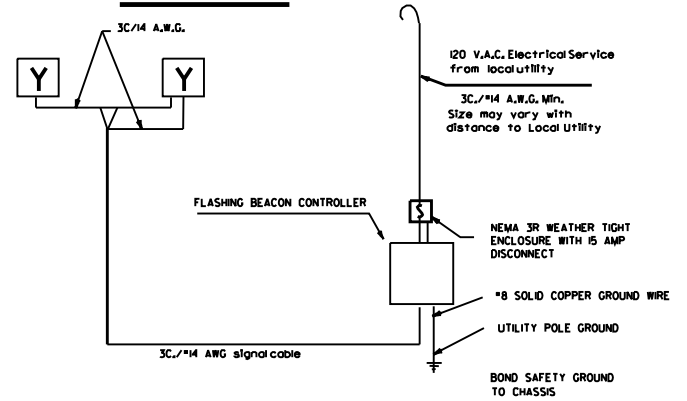


DATE	BY	CHKD	APP'D	SCALE	TYPED DRAWING	POST	NO.
				6	ARC.		
							2
FLASHING BEACON DETAILS							

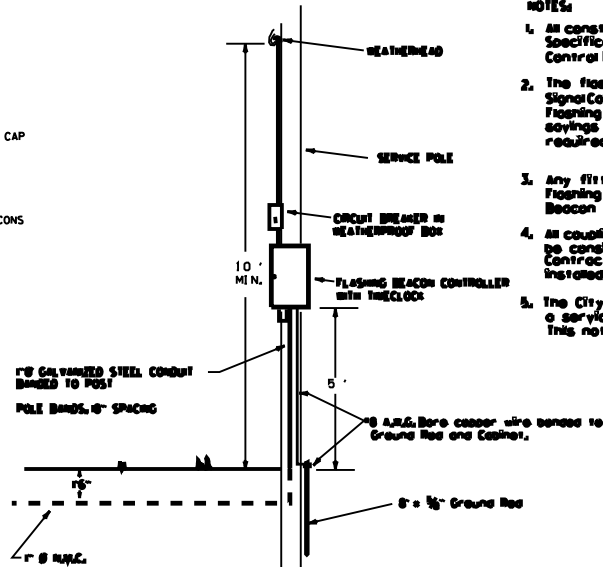
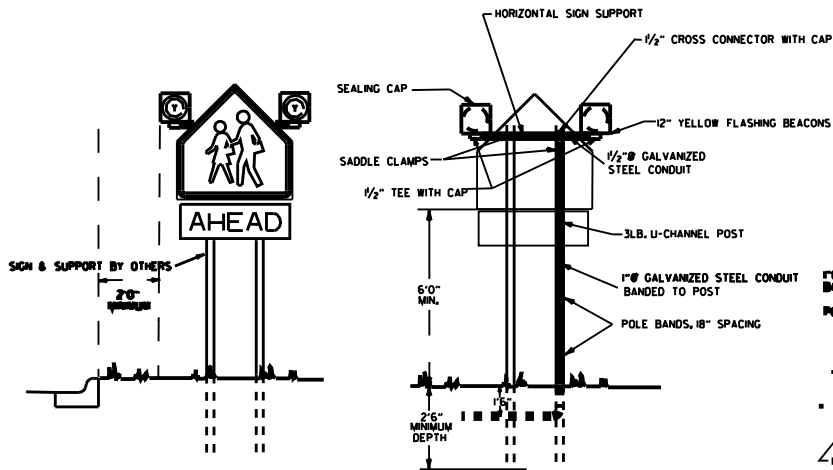
DETAIL OF SIGN SUPPORT ASSEMBLY



WIRING DIAGRAM



TYPICAL INSTALLATION



NOTES:

- All construction shall conform to Arkansas State Highway Commission Standard Specifications for Highway Construction, Edition of 2003, Division 700, Traffic Control Facilities.
- The flashing beacon assembly shall include lightning suppressors, Traffic Signal Cable, two 12" Traffic Signal heads #Sec. 1180yl with yellow lenses, Flashing Beacon Controller and a solid state calendar date time clock with daylight savings time programming and 48 hour power fail protection, Date time clock required only for school zones. Signal heads shall be wired to flash alternately.
- Any fittings, bands, ground rod or accessories necessary to mount Conduit and Flashing Beacon Controller shall be considered subsidiary to the item for Flashing Beacon Controller.
- All couplings, tees, clamps and hardware necessary to mount signal heads shall be considered subsidiary to the item for Traffic Signal head #Sec. 1180yl. Contractor shall remove signs and re-install them after flashing beacons are installed.
- The City or County shall be responsible for providing, through a local utility company, a service point and power to the Flashing Beacon Controller. This note applies only when used at a school location.

DATE	REVISION	DATE FILED
4-17-08	MINOR REVISIONS	
11-3-97	ISSUED	

ARKANSAS STATE HIGHWAY COMMISSION

FLASHING BEACON INSTALLATION FOR HAZARDOUS CONDITIONS AND SCHOOL ZONES