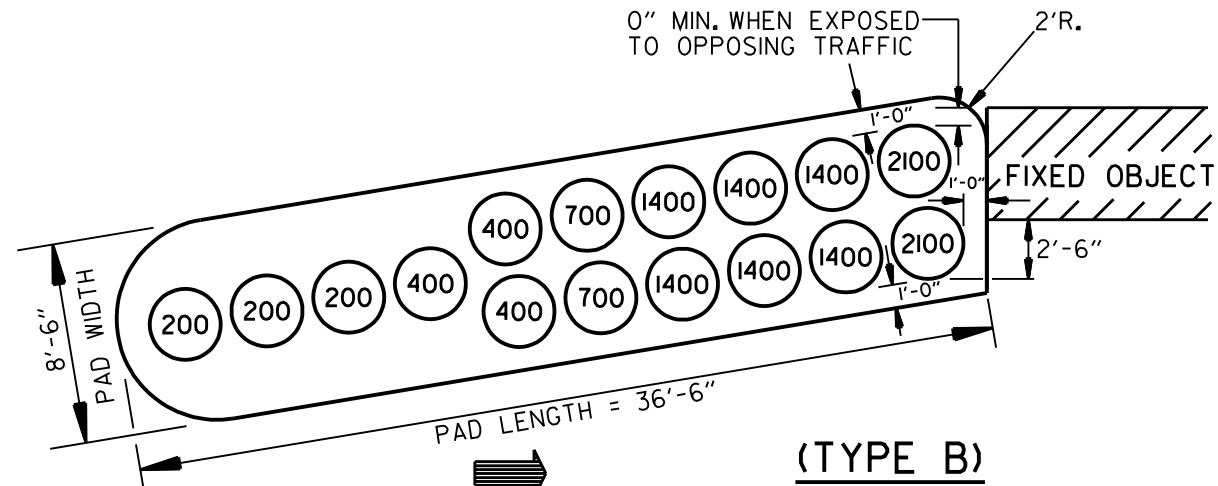


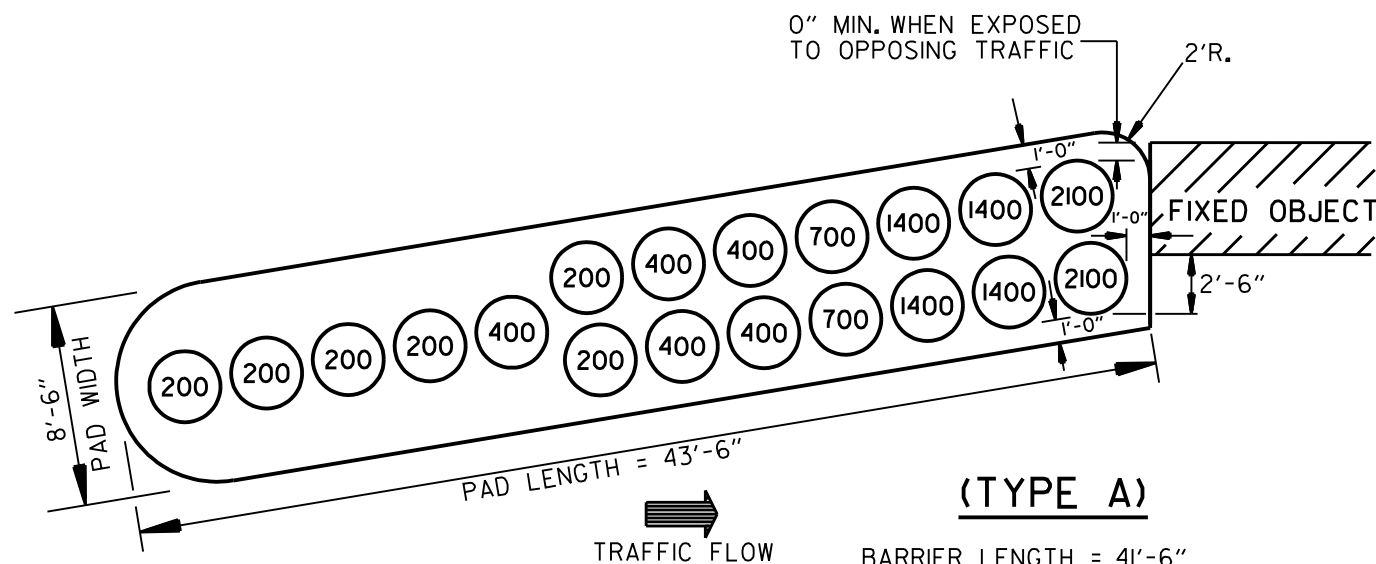
(TYPE C)

BARRIER LENGTH = 27'-6"
 DESIGN IMPACT SPEED = 50 M.P.H. = 73.3 fps



(TYPE B)

BARRIER LENGTH = 34'-6"
 DESIGN IMPACT SPEED = 60 M.P.H. = 88 fps

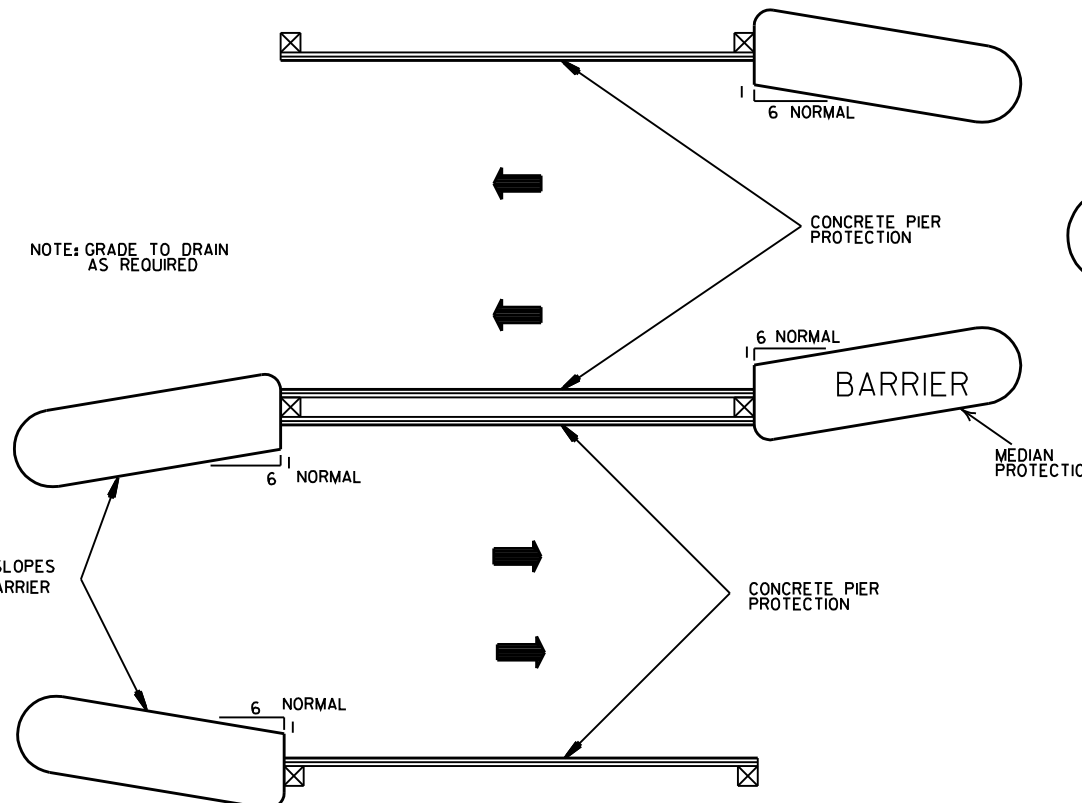


(TYPE A)

BARRIER LENGTH = 41'-6"
 DESIGN IMPACT SPEED = 70 M.P.H. = 103 fps

NOTE: GRADE TO DRAIN AS REQUIRED

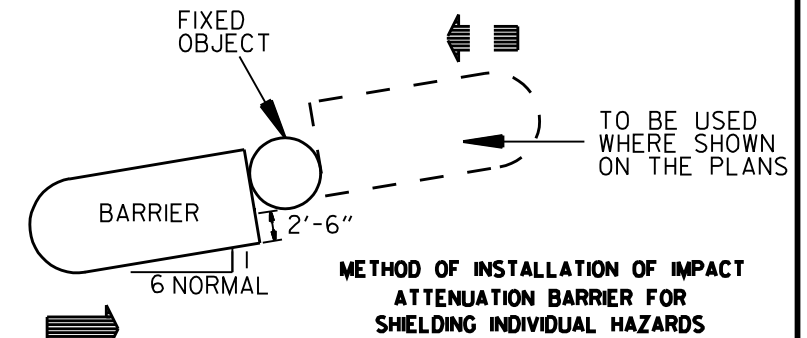
FLATTEN SLOPES AROUND BARRIER



METHOD OF INSTALLATION OF IMPACT ATTENUATION BARRIER FOR PIER PROTECTION

GENERAL NOTES

1. DIMENSIONS SHOWN ARE TO TOP OF PLASTIC MODULES.
2. SPACING BETWEEN PLASTIC MODULES SHALL NOT EXCEED 6" AT THE TOP.
3. PLASTIC MODULES SHALL MEET THE REQUIREMENTS OF NCHRP-350 OR MANUAL FOR ASSESSING SAFETY HARDWARE (MASH).



METHOD OF INSTALLATION OF IMPACT ATTENUATION BARRIER FOR SHIELDING INDIVIDUAL HAZARDS

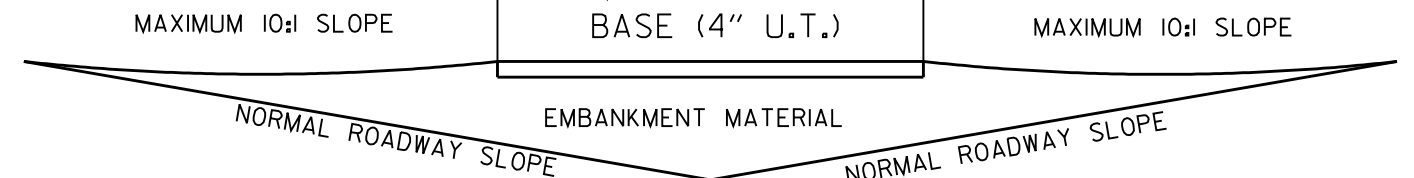
APPROXIMATE QUANTITIES PER PAD

TYPE	ALTERNATE #1		ALTERNATE #2
	AGGR. BASE COURSE TONS	A.C.H.M. SURFACE COURSE TONS	P.C. CONC. BASE (4" U.T.) SQ. YDS.
A	9.7	4.6	41.6
B	8.1	3.8	34.9
C	6.6	3.1	28.3

NOTE: APPROXIMATE QUANTITIES SHOWN ARE FOR INFORMATIONAL PURPOSES ONLY. PAYMENT TO BE INCLUDED IN UNIT PRICE BID FOR IMPACT ATTENUATION BARRIER.

ALTERNATE #1
 AVG. 8'-6" A.C.H.M. SURF. COURSE (1/2")
 220 LBS. PER SQ. YD. &
 AGGREGATE BASE COURSE
 (4" COMPACTED DEPTH)

OR ALTERNATE #2
 AVG. 8'-6" PORTLAND
 CEMENT CONCRETE
 BASE (4" U.T.)



DETAIL OF BARRIER PAD

NOTE: BARRIER PAD TO BE SKEWED TOWARD ONCOMING TRAFFIC
 A MAXIMUM OF 6:1 WITH 6:1 BEING NORMAL

DATE	REVISION	DATE FILMED
10-15-09	ADDED REFERENCE TO MASH	
11-29-07	REVISED TY. A & TY. C ARRAYS	
11-19-98	REVISED FIXED OBJECT	
11-18-98	REV. NOTES & TYPE A MOD. WTS.	
10-18-96	REDRAWN	
7-15-88	CONFORMED TO 1988 SPECS	
7-29-87	REDRAWN	

ARKANSAS STATE HIGHWAY COMMISSION

IMPACT ATTENUATION BARRIER

STANDARD DRAWING IB-1